



**JUNIOR
SHOWMANSHIP
COMPANION**

USASA Junior Showmanship Companion

The USASA Junior Showmanship Companion is a reference guide, meant to be used in addition to the AKC Junior Showmanship Regulation booklet.

Please refer to the AKC published booklet for actual rules and regulations, as this material is only for guidance purposes.

*Created by Nikki Marenbach Hengy
First Edition - April 2004
Second Edition - January 2005
Third Edition - March 2006
Fourth Edition - January 2007
Fifth Edition - March 2007
Sixth Edition - September 2007*

Getting Started in Junior Handling	3
Grooming & Equipment	4
Dress Code	5
Junior Handling Patterns	6
Junior Handling Turns	9
Awards Program - Junior Handling	10
Awards Program - Performance	11
Awards Program - Combined	14
Awards Program - Optimum Club	15
Committee Member Contacts.....	16
Helpful Resources	17

GETTING STARTED IN JUNIOR HANDLING

Junior Handling classes are non-regular classes in where the Juniors are solely being judged on their ability to exhibit dogs in the Breed Ring. The quality of the dog being exhibited is not to be judged whatsoever. Junior Handling encourages Juniors to experience competition with their peers, while learning the responsibilities of dog care and training skills. Good sportsmanship is emphasized among Juniors at all levels. Professional handlers at the Junior age level are not eligible for competition.

Juniors who are at least 9 years of age and are not over 18 years of age on the day of the show may compete.


Juniors must apply for an AKC Junior Handler number prior to entering any event. Numbers are easily obtained by calling:

919-816-3595
AKC Junior Numbers

Dogs being exhibited must be AKC registered, although they may be neutered or spayed. The dog must be owned by the Junior or the Junior's parents, siblings, uncles, aunts, grandparents, including any step or half relations, as well as any resident of the Junior's household.

Entering an AKC dog show requires that the Entry Forms be submitted at a time prior to the start of the actual event, usually two to three weeks in advance - this is called the CLOSING DATE. Forms may be handwritten or typed and mailed in, as long as they are received prior to the Closing Date. The dog's registration number must be on the Entry Form. There are also internet services that will charge a small fee to electronically enter events. The most common AKC entry website is www.infodog.com.

If the Junior has never shown before, it is recommended that they attend at least one dog show and observe the Junior Handling classes. All AKC sanctioned dog shows will have a Superintendent present, where general information on AKC and sanctioned events may be available.



GROOMING & EQUIPMENT



A well-groomed dog shows that the Junior is properly able to care for their dog's coat and well being. Importantly, the dog should be clean, brushed, free from mats and have their nails clipped or ground.

Some basic grooming guidelines:

- Brush your dog frequently, to promote coat growth and health.
- Check for mats behind the ears and under the legs. If you cannot remove them yourself, ask for some help from someone who can.
- Check your dog's teeth for excessive tarter build-up. There are many dog dental care products available - like toothbrushes and liquid solutions.
- Keep your dog's nails short. File, clip or grind them once a week. The ideal length is when your dog walks across a hard surface, you can't hear the nails.
- Bathe your dog before the show with a good dog shampoo. Rinse well, because any shampoo left in the coat will make the skin itch and dry out.
- Blow drying your dog will lessen the chance for matting and gives a nice finish. Make sure you use a setting that has no heat, as heat will damage the coat.
- Trim excessive fur where needed, like the fringe on the ears, tail, rear furnishings, and paws. Ask for help from someone who knows how to do this until you are able to do this yourself.

Using the proper length lead and collar is very important for maintaining proper control of the dog in the ring.

Leads come in a variety of lengths, and are usually either leather or nylon. Common lengths are 24, 36 and 48 inches. The handler will want to keep any excess lead tucked away in their hand, so the appearance is always neat and clean, therefore a shorter lead may work better for some. Some handlers have very fast moving Aussies, who will gait slightly ahead of them, in those cases, a longer lead may be more appropriate. Remember to use what is comfortable and easy to handle for you.

Collars also come in a variety of lengths and styles. Most commonly used are extra fine link collars, in either a choke or martingale. For choke style, bitches may use a collar as small as 16 inches, while males may require as large as 20 or 22 inches. Collars should fit snugly going on, and rest behind the ears, at the top of the neck.

Many vendors and stores are able to assist you in finding the correct equipment, as well.

DRESS CODE

Handlers should dress in a professional manner, showing respect for the judge and their ring. Ladies may wear suits or blouses and skirts (skirts should be no shorter than 1 inch above your knee). Pants and skirts are also acceptable. Gentlemen may wear suits or trousers, dress shirts and ties (ties should be securely fastened with a tie tack). Less formal attire is permitted. However, casual clothing such as jeans, shorts, cut-offs, mini skirts, sweats, midriff baring shirts, halter tops, flip-flops and the like are strongly discouraged.

It is a good idea to wear jackets or skirts/pants that have pockets. Most handlers use bait, and pockets can really come in handy!

Shoes should be rubber soled, with no rising heel. The rubber soled shoes hold two purposes - to give a better foot-hold when gaiting, as well as not being as harsh if the handler accidentally steps on a dog's paw.

Ladies hair should be off of the face, and not distracting. Many handlers will opt to wear their hair in buns or pony-tails.

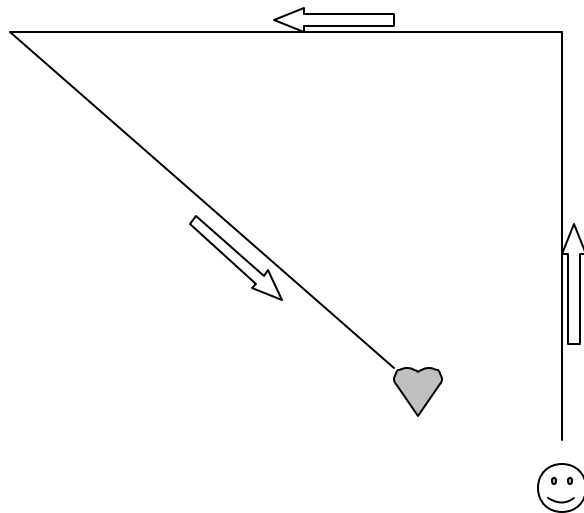

A good rule of thumb: Dress for success!



Don't forget to wear your smile! ?

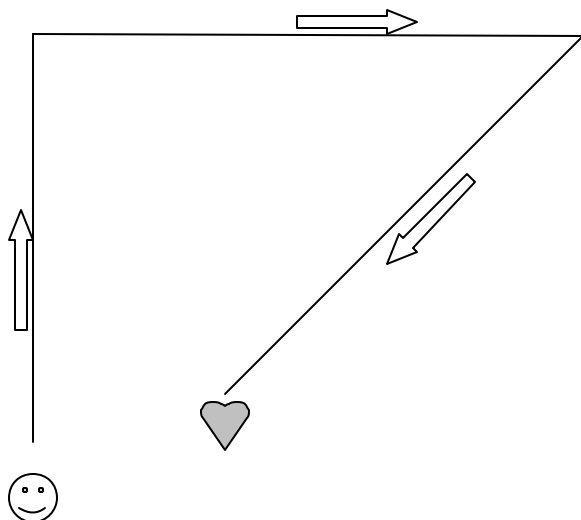
JUNIOR HANDLING PATTERNS

**These are common junior handling patterns.
Judges may or may not use them, or even have different ones.**



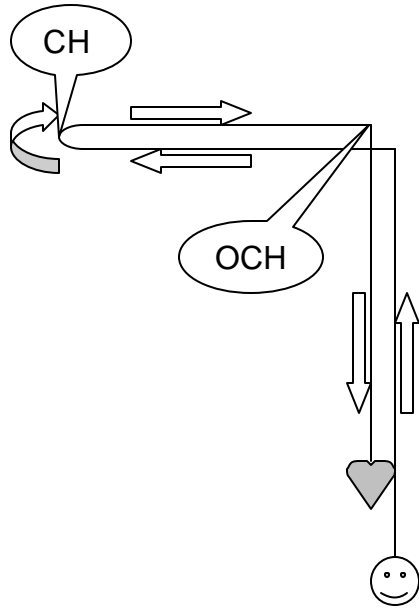
The "Triangle"

Typically, the judge will be close to a ring side. The handler will travel on ring side straight away from the judge to the ring corner. Handler will follow ring side to far corner. Handler will return back to judge on a 45° angle. Handler may want to circle turn the dog in front of them, depending on if large sized dog. Directional change turn is also allowed. Handler should slow down about 10 feet from judge and present a self stack at about 6 feet from judge.



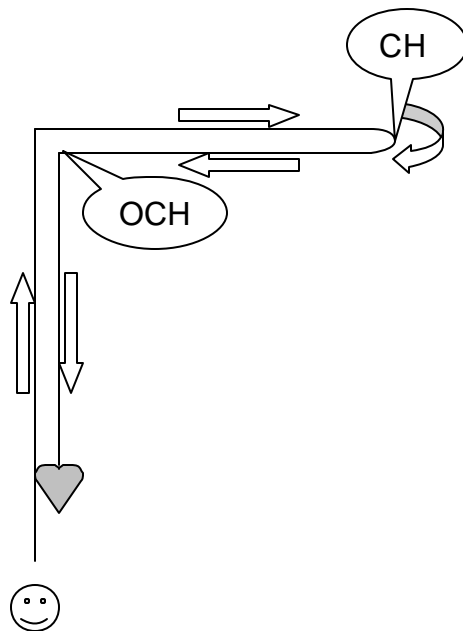
The "Reverse Triangle"

This pattern is done in a mirror or backwards image of the Triangle. Handler will always travel on ring side. Handler should give thought to the return angle - it can be a little tricky if not prepared.



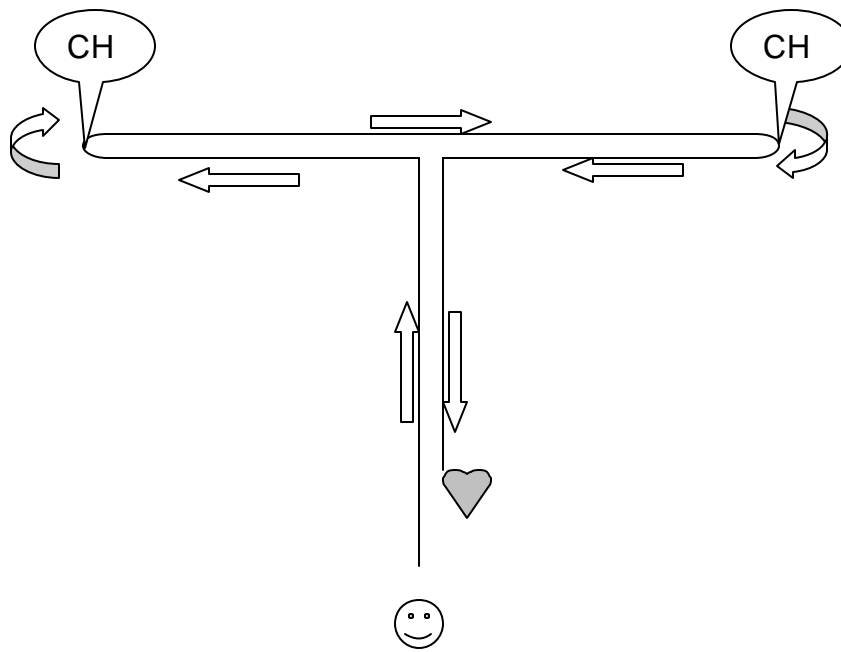
The "L"

Typically, the judge will be close to a ring side. The handler will travel on ring side straight away from the judge to the ring corner. Handler will follow ring side to far corner. Handler must change hands at far corner (Cross-over turn). Optional change hands at return corner - advantage: puts handler on inside of ring instead of ring side, allowing for more presentation room of the self-stack.



The "Reverse L"

This pattern is done in a mirror or backwards image of the L. Handler will always travel on ring side.

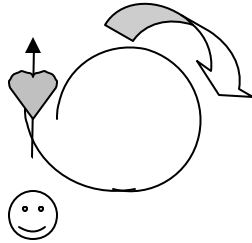


The "T"

This pattern is done with the judge in the middle of a ring side (vs. a corner). Handler will travel straight away from judge to opposite ring side, in the middle of the ring. At opposite ring side, handler turns to the left to ring corner. Change hands and travel to opposite far corner. Change hands and return to point of original turn (midway), return back to judge and present.

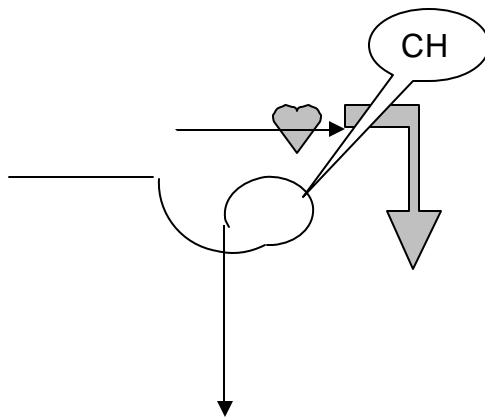
Junior Handling Turns

These turns are some of the more common turns that Handlers will encounter.



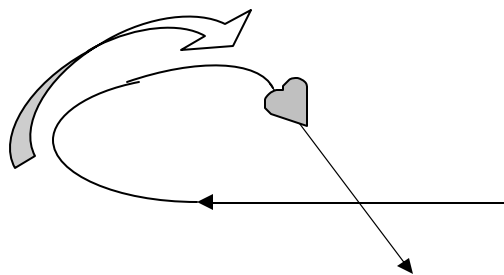
"The Courtesy Turn"

The Handler and dog move together in this pattern. No changing of hands. This turn can be done coming from either way. In this diagram, the Team would have started to the slight left of the judge, crossed in front of, circled on the right of the judge, at the end of the turn the Handler's back is to the judge's front, and the Team moves away from the judge in the desired direction.



"The Cross-Over Turn"

The Handler and dog move together going into this turn, come apart, and go back together. This turn is useful for "L's". This turn can be done coming from either way. The Handler and dog are traveling to the right, with the lead in the Handler's right hand. The Handler will pause in forward movement, extend right arm out to guide the dog to turn in towards the Handler, to cross the dog in front of the Handler. At midpoint of this turn, the Handler will bring forward their left hand to meet the right and change hands, at the same time moving their body in way of the new direction. Dog and Handler should end up facing the same direction, in this example the dog is on the left.



"The Directional Change Turn"

The Handler and dog move together in this pattern. No changing of hands. This turn is useful for "Triangles". This turn can be done coming from either way. In this diagram, the Team would be traveling to the left, coming to a ring corner, Handler and dog turn to the right, crossing over their original path, and begin to go in their new direction. (Usually coming back on a diagonal mat.)

THE AWARDS PROGRAM

The USASA Junior Showmanship Awards Program exists to recognize the achievements of individuals for their Handling efforts and Performance scores through training and exhibiting AKC registered Australian Shepherds at AKC sanctioned Junior Handling shows and performance events.

Junior **MUST** be USASA Junior Members by September 1st of the current year to be eligible for awards. Once you have become an USASA Junior Member, you will remain a member until you age out of AKC Junior Handling. The Annual Year will run from January 1st to December 31st, inclusive.

JUNIOR HANDLING

The Awards Programs is tabulated by using a point system, whereas one point shall be awarded for each exhibitor that the youth places over in their entered class. In example, the first place Junior in a class of 5 would receive 4 points, the fourth place Junior would receive 1 point.

Juniors **must** receive a minimum of TEN (10) points during the Annual Year to be eligible for the Top Ten Awards and Region Awards.

AKC has not developed a tracking system for any Junior handlers exhibiting Australian Shepherds who win a Best Junior Handling Award or who win/place at any AKC Invitational shows where the classes are not divided into age groups, i.e. : Eukanuba, Westminster, etc. **Therefore, the JSC is unable to calculate these wins into their program at this time.**

Juniors will carry their points with them for the Annual Year, regardless if they change from Novice to Open, or age out into another Class. When a change in class occurs, the Junior will not be placed into the new class until they have competed in that particular class.

Junior Class

at least 9 years old and under 12 years old on the day of the show

Intermediate Class

at least 12 years old and under 15 years old on the day of the show

Senior Class

at least 15 years old and under 18 years old on the day of the show

Novice Classes

*Juniors who, at the time entries close, have **not** won three (3) first place wins in a Novice Class, with competition.*

Open Classes

Juniors who have won three (3) first place wins in a Novice Class, with competition.

JUNIOR HANDLING YEAR END AWARDS

TOP TEN: There will be an annual Award given to the top 10 Juniors in the 3 age classes (Junior, Intermediate, Senior), the Novice & Open classes will be combined.

TOP DIVISION WINNER: There will be an annual Award given to the top first place Open Junior in the 3 age classes (Junior, Intermediate, Senior).

TOP JUNIOR HANDLER OF THE YEAR: There will be an annual Award given to the top overall Junior of all classes, whoever has the highest amount of points.

SPECIAL AWARDS: There will be additional awards given should a current USASA Junior member be recognized as AKC's Top Herding Junior Handler for the year or for any current USASA Junior member who is awarded Best Junior Handler at any AKC Invitational Show (ie: Eukanuba/Westminster).

In the case of a tie, both Juniors will win.

THE AWARDS PROGRAM

PERFORMANCE

The USASA Junior Showmanship Committee (JSC) offers a Performance Program for USASA Junior Members. All tabulations are required to be from AKC sanctioned events, from the following competitive areas:

Agility
Herding
Obedience
Rally
Tracking

Juniors are required to order form CEJRH1 from AKC (they are free). One copy goes in with the judge's records and the other copy is kept by the Junior.

Juniors can receive form CEJRH1 by contacting:

AKC Event Operations
Attn: Juniors
5580 Centerview Drive
Raleigh, NC 27606
(919)816-3776

or

AKC Website
www.info@akc.org

JUNIOR PERFORMANCE YEAR END AWARDS

TOP TEN: There will be an annual Award given to the top 10 Juniors in the 5 separate divisions (Agility, Obedience, Herding, Rally, Tracking).

TOP DIVISION WINNER: There will be an annual Award given to the top first place Junior in each of the 5 separate divisions (Agility, Obedience, Herding, Rally, Tracking).

TOP PERFORMANCE JUNIOR OF THE YEAR: There will be an annual Award given to the top overall Junior of all classes, whoever has the highest amount of points.

SPECIAL AWARDS: There will be additional awards given should a current USASA Junior member be achieve goals above and beyond this program, i.e. obtaining VCD1.

PERFORMANCE TOP TEN AND DIVISION JUNIOR

For each of the five competitive divisions, a the Top Ten Juniors and a single Top Junior will be recognized within the Junior Showmanship Year, January 1st through December 31st, inclusive. All forms are to be postmarked by February 15th for the respective year. We encourage juniors to submit copies of their junior forms and title certificates as soon as they receive them throughout the year.

Awards will be given for:

- Top Agility Junior
- Top Herding Junior
- Top Obedience Junior
- Top Rally Junior
- Top Tracking Junior

Agility, Herding, Obedience, Rally

The Junior who receives the highest point sum of scores shall be the winner.

A Junior does not need to earn all legs for a title within that given Junior Year. Junior forms should be turned in for all qualifying runs so that ties can be broken by score points.

Tracking

AKC only awards a "Pass/Fail" score for this area of competition. The Junior who receives the highest amount of Title Earner Points shall be the winner.

For all divisions of competition, in the event of a tie, both Juniors shall win.

FOR ALL DIVISIONS OF COMPETITION, the Junior is responsible for mailing a photocopy of the appropriate form indicating a qualifying score or passing leg to the USASA JSC Performance Coordinator as well as copies of the junior's title certificates. Certificates and forms can also be scanned and sent via email.



PERFORMANCE JUNIOR OF THE YEAR

The USASA JSC will recognize the Performance Junior of the Year.

To qualify and be eligible for the Performance Junior of the Year, the Junior must complete at least one title in two separate divisions of competition within that Junior Year.

Note: This does not mean that all of the qualifying scores/passing legs for that title must be completed in that given Junior Year, only that the title is awarded by AKC in that given Junior Year.

Because different areas of competition have different qualifying systems, the USASA JSC has assigned a point value to be given to each possible performance title earned. The point value will be referred to as the **JSC Title Earner Points**.

The Junior with the highest number of accumulated JSC Title Earner Points will be the winner.

In the event of a tie, both Juniors shall win.

JSC TITLE EARNER POINTS

	5	10	15	20	25
AGIL	NA/NAJ/ NAP/NJP/ NF/NFP	OA/OAJ/ OAP/OJP/ OF/OFP	AX/AXJ/ AXP/AJP/ XF/XFP	MX/MXJ/ MXP/MJP/ MXF/MXFP	MACH/ FTC/ FTCP
HERD	HT/PT	HS	HI	HX	HC
OBED	CD	CDX	UD	UDX	OTCH
RALL	RN	RA	RE	RAE	
TRAC	TD	TDX		VST	CT

The Junior is responsible for mailing a photocopy of the **AKC Title Certificate for the Junior - not the dog** - to the USASA JSC Performance Coordinator. Alternatively, the form can be scanned and emailed.



THE AWARDS PROGRAM

COMBINED

COMBINED JUNIOR OF THE YEAR

The USASA JSC will also recognize the Overall Junior of the Year.

To qualify and be eligible for the Combined Junior of the Year, the Junior must be awarded JSC Title Earner Points in **at least two** divisions of performance competition, as well as earn a minimum of 50 points from Junior Handling.

The Junior with the highest accumulated JSC Title Earner Points, and who has the highest accumulated Junior Handling points, is the winner.

In the event of a tie, both Juniors shall win.



THE AWARDS PROGRAM

OPTIMUM CLUB

HANDLING

Awards will be given to Juniors who receive a minimum of 100 Junior Handling points during the Annual Year, and who also provide report grading cards which reflects at least a B/3.000 average or higher for **each** grading period of the junior year. Juniors are responsible for mailing all report cards (photocopies accepted) to the USASA JSC Chair.

PERFORMANCE

Awards will be given to Juniors who receive a minimum of 10 Title Performance Points during the Annual Year, and who also provide report cards which reflect at least a B/3.000 average or higher for **each** grading period of the Junior Year. Juniors are responsible for mailing all report cards (photocopies accepted) to the USASA JSC Chair.

ALL Awards will be given out at the USASA Nationals, mailed to those who are unable to attend; and published in the *Australian Shepherd Journal*.



COMMITTEE MEMBER CONTACTS

Send report cards for Optimum Club Eligibility & for general USASA JSC questions/suggestions, contact:

Amy Garrison
USASA Junior Showmanship Chair
4979 N. Gregory Rd.
Fowlerville, MI 48836
(517) 202-1876 appledance@sbcglobal.net

Membership questions/point tabulation, contact:

Candy Prince
USASA Junior Showmanship Statistician & Membership Coordinator, Co-Chair
6291 S. 25 Road
Boon, MI 49618
(231) 775-8439 minirex@voyager.net

Mail copies of Performance forms & general Performance questions/suggestions, contact:

Deb Eldredge, DVM
USASA Junior Showmanship Performance Coordinator
4753 Deans Highway
Vernon, NY 13476 debme@juno.com

Featured Juniors, contact:

Kathryn Ross-Nash
USASA Junior Showmanship Feature Juniors
50 Dale Avenue
Allendale, NJ 07401-1903
201-264-9311 bodytech@mac.com

Order performance form #CEJRH1. contact:

AKC
919-816-3776
www.info@akc.org

HELPFUL RESOURCES

USASA Junior website:
www.usasajuniors.com

USASA website
www.australianshepherds.com

MB-F website for all AKC events
www.infodog.com

AKC's website
www.info@akc.org

Chat with fellow juniors!
usasajuniors@yahogroups.com

